

HOW TO GET YOUR NEW

Loreto College app

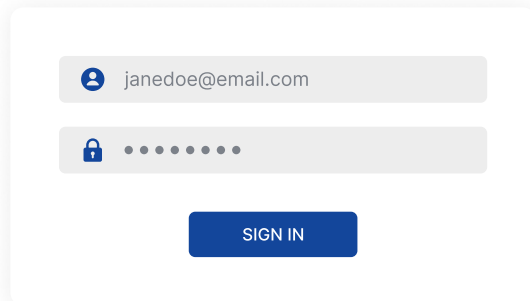

Follow these simple steps to quickly and easily set up your new app.



STEP 1

Search & download

Search for your college on the Apple App Store or Google Play to download the app.



STEP 2

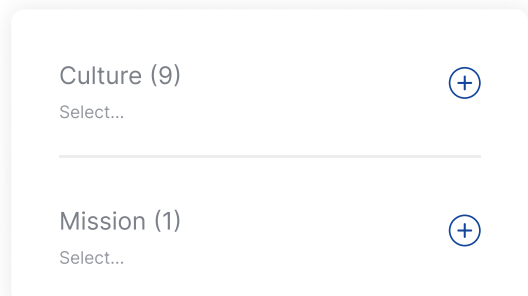
Sign in

Sign in using your Loreto College login details.

STEP 3

Manage subscription

Tap *settings*, then *subscriptions* and make your selection. You can change your subscriptions at any time.



Stay connected

You will now receive the latest updates and information from your college. Everything you need to stay in the loop is all in one handy place.